


MODEL: BF-M1700
400V | 1500rpm | 50Hz


ESP Standby Power	1700 kVA	PRP Prime Power	1550 kVA
ENGINE	MTU 12V4000G74F	ALTERNATOR	STAMFORD S7L1D-C4

GENERAL FEATURES

Engine: MTU 12V4000G74F

Alternator: single bearing, IP23, insulation class H

40°C radiator, fans are driven by motor, with safety guard

Dry type air filter, fuel filter & oil filter

Vibration damper

Standard control panel

24V charging alternator

Exhaust bellows, elbows, flange & muffler

Lead-acid batteries, rack and cables

User manual

Permanent Magnet Generator (PMG)

**MODEL: BF-M1700****400V | 1500rpm | 50Hz****GENERATOR RATINGS**

Voltage	Hz	Phase	PF ($\cos\Phi$)	Standby Amps	Standby Ratings (kW / kVA)	Prime Ratings (kW / kVA)
440/254	50	3	0.8	2230	1360/ 1700	1240/ 1550
415/240	50	3	0.8	2365	1360/ 1700	1240/ 1550
400/230	50	3	0.8	2453	1360/ 1700	1240/ 1550
380/220	50	3	0.8	2583	1360/ 1700	1240/ 1550

Prime Power (PRP): Prime power is available for an unlimited number of annual hours in variable load application, in accordance with GB/T2820 (eqv ISO8528) ; A 10% overload capability is available for a period of 1 hour within a 12-hour period of operation.

Standby Power Rating (ESP): The standby power rating is applicable for supplying emergency power for the duration of a utility power interruption. No overload, utility parallel or negotiated outage operation capability is available at this rating.

SALES PROMISES

Baifa Power provides a full line of brand new and high quality products. Each and every unit is strictly factory tested.

Warranty is according to our standard conditions: 15 months from the date BAIFA sold to the first buyer or one year after installation or 1000 running hours (accumulated), whichever comes first.

Service and parts are available from Baifa Power or distributors in your location.

**MODEL: BF-M1700****400V | 1500rpm | 50Hz****ENGINE SPECIFICATION**

Manufacturer / Model	MTU/12V4000G74F
----------------------	-----------------

Air intake system	Turbocharged, water/air inter cooling
-------------------	---------------------------------------

Fuel system	Electronic Fuel Injection System
-------------	----------------------------------

Cylinder arrangement	12 in V
----------------------	---------

Displacement	57.2L
--------------	-------

Bore and stroke	170×210 mm
-----------------	------------

Compression ratio	16.4:1
-------------------	--------

Rated speed	1500 rpm
-------------	----------

Max. Standby power at rated speed	1575kW (without fan)
-----------------------------------	----------------------

Governor type	ADEC
---------------	------

Exhaust System

Exhaust gas flow	270 m ³ /min
------------------	-------------------------

Exhaust temperature	460 °C
---------------------	--------

Max back pressure	8.5 kPa
-------------------	---------

Air Intake System

Max intake restriction	5 kPa
------------------------	-------

Combustion air flow	108 m ³ /min
---------------------	-------------------------

Air flow required for radiator	1860 m ³ /min
--------------------------------	--------------------------

**MODEL: BF-M1700****400V | 1500rpm | 50Hz****Fuel System**

Fuel consumption @ 100% (Standby Power) Load	189 g/kWh	326 L/h
Fuel consumption @ 75% (Standby Power) Load	194 g/kWh	252 L/h
Fuel consumption @ 50% (Standby Power) Load	200 g/kWh	176 L/h

Oil System

Total oil capacity	260 L
Oil consumption	0.3% Fuel Consumption
Oil sump capacity	160~200L

Cooling System

Coolant capacity	450 L
Max water temperature	104°C



MODEL: BF-M1700

400V | 1500rpm | 50Hz

ALTERNATOR SPECIFICATION

Industrial alternators meet the requirements of the relevant parts of the BS5000, VDE 0530, NEMA MG1-22, IEC34, CSA 22.2-100 and AS1359.

Alternator Data

Number of Phase	3
Connecting Type	3 Phase and 4 Wires, "Y" type connecting
Number of Bearing	1
Power Factor	0.8
Protection Class	IP23
Altitude	≤1000m
Exciter Type	Brushless, PMG exciting
Insulation Class/Temperature Rise	H/H
Telephone Influence Factor (TIF)	<50
THF	<2%
Alternator Capacity	1550 kVA
Alternator Efficiency	95.4%

**MODEL: BF-M1700****400V | 1500rpm | 50Hz****GENERATING SET DATA**

Related range of voltage setting	$\geq \pm 5\%$
----------------------------------	----------------

Steady-state voltage deviation	$\leq \pm 1\%$
--------------------------------	----------------

Transient voltage deviation (100 % sudden power decrease)	$\leq +20\%$
---	--------------

Transient voltage deviation (sudden power increase)	$\leq -15\%$
---	--------------

Voltage recovery time (100 % sudden power decrease)	$\leq 4S$
---	-----------

Voltage recovery time (sudden power increase)	$\leq 4S$
---	-----------

Related range of frequency setting	0-5% adjustable
------------------------------------	-----------------

Steady-state frequency band	$\leq 0.5\%$
-----------------------------	--------------

Transient frequency deviation (100 % sudden power decrease)	$\leq +10\%$
---	--------------

Transient frequency deviation (sudden power increase)	$\leq -7\%$
---	-------------

Frequency recovery time (100 % sudden power decrease)	$\leq 3S$
---	-----------

Frequency recovery time (sudden power increase)	$\leq 3S$
---	-----------

STANDARD FEATURES

Comap standard auto control system	Exhaust system(including until muffler)	Documents
------------------------------------	--	-----------

Oil drain valve	Starting batteries (maintenance-free & watering-free) with connective wires	Fuel-Water separator
-----------------	--	----------------------

Permanent magnet generator (PMG)	Special coolant	
----------------------------------	-----------------	--

MODEL: BF-M1700**400V | 1500rpm | 50Hz****OPTIONS**

Daily fuel tank

Rainproof type

Remote control panel

Alternator heater

Soundproof type

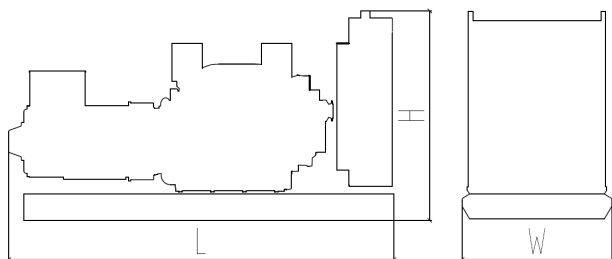
Paralleling system

Spare parts

Trailer type

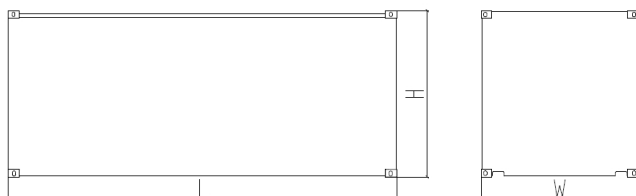
Switch box

Automatic transfer switch

DIMENSIONS & WEIGHT**Standard Configuration (open type)**

Overall Dimensions: 6000×2100×2600 mm

Weight: 12500 kg

**Soundproof Type (standard 20'ft HQ container)**

Overall Dimensions: 6058×2438×2896mm

Weight: 17500kg

*Specifications are subject to change without notice.***BAIFA POWER (WUXI) LTD.****WEBSITE: WWW.BAIFAPOWER.COM****EMAIL: MARKETING@BAIFAPOWER.COM****TEL: +86-510-85342633**

Comprehensive Solutions For

POWER GENERATION