

MODEL	BF-DW700
Standby Power (50Hz)	560KW / 700KVA
Prime Power (50Hz)	508KW / 635KVA

Standard Features

General Features:

- Engine (DOOSAN P222LE-S)
- Radiator 40°C max, fans are driven by belt, with safety guard
- 24V charge alternator
- Alternator: single bearing alternator IP23, insulation class H/H
- Absorber
- Dry type air filter, double fuel filter, oil filter, coolant filter
- Main line circuit breaker
- Standard control panel
- Two 12V batteries, rack and cable
- Ripple flex exhaust pipe, exhaust siphon, flange, muffler
- User manual



PHOTO FOR REFERENCE ONLY

Generator Ratings

Voltage	HZ	Phase	P.F (COS ϕ)	Standby Amps	Standby Ratings (KW/KVA)	Prime Ratings (KW/KVA)
440/254	50	3	0.8	918	560/700	508/635
415/240	50	3	0.8	973	560/700	508/635
400/230	50	3	0.8	1010	560/700	508/635
380/220	50	3	0.8	1063	560/700	508/635

Prime Power (PRP): Prime power is available for an unlimited number of annual hours in variable load application, in accordance with GB/T2820-97 (eqv ISO8528) ; A 10% overload capability is available for a period of 1 hour within a 12-hour period of operation.

Standby Power Rating (ESP): The standby power rating is applicable for supplying emergency power for the duration of a utility power interruption. No overload, utility parallel or negotiated outage operation capability is available at this rating.

Sales Promises

Baifa Power provides a full line of brand new and high quality products. Each and every unit is strictly factory tested.

Warranty is according to our standard conditions: a, 15 months, counted on the day BAIFA sold to the first buyer; b, One year after installation; c, 1000 running hours (accumulated); subject to the earlier one.

Service and parts are available from Baifa Power or distributors in your location.

ENGINE DATA

Manufacturer / Model:	DOOSAN P222LE-S, 4-cycle
Air Intake System:	Turbo, Air/Air cooling
Fuel System:	BOSCH P type fuel pump
Cylinder Arrangement:	12 in "V"
Displacement:	21.927L
Bore and Stroke:	128×142 (mm)
Compression Ratio:	14.6
Rated RPM:	1500rpm
Max. Standby Power at Rated RPM:	603KW/820HP
Governor Type:	Electronic

Exhaust System

Exhaust Gas Flow:	93.9m ³ /min
Exhaust Temperature:	598°C
Max Back Pressure:	6kPa

Air Intake System

Max Intake Restriction:	6.35kPa
Consumption:	31.8m ³ /min
Air Flow:	1286m ³ /min

Fuel System

100%(Prime Power) Load:	130.0 L/h
75%(Prime Power) Load:	99.8 L/h
50%(Prime Power) Load:	68.3 L/h

Oil System

Total Oil Capacity:	40L
Oil Consumption:	≤4g/kwh
Engine Oil Tank Capacity:	33L
Oil Pressure at Rated RPM:	345-483kPa

Cooling System

Total Coolant Capacity:	113L
Thermostat:	71-85°C
Max Water Temperature:	103°C

ALTERNATOR SPECIFICATION**GENERAL DATA**

Compliance with GB755, BS5000, VDE0530, NEMAMG1-22, IED34-1, CSA22.2 and AS1359 standards.

Alternator Data

Number of Phase:	3
Connecting Type:	3 Phase and 4 Wires, "Y" type connecting
Number of Bearing:	1
Power Factor:	0.8
Protection Grade:	IP23
Altitude:	≤1000m
Exciter Type:	Brushless, self-exciting
Insulation Class, Temperature Rise:	H/H
Telephone Influence Factor (TIF):	< 50
THF:	< 2%
Voltage Regulation, Steady State:	≤±1%
Alternator Capacity:	635KVA
Alternator Efficiencies:	95.1%
Air Cooling Flow:	1.035m ³ /s

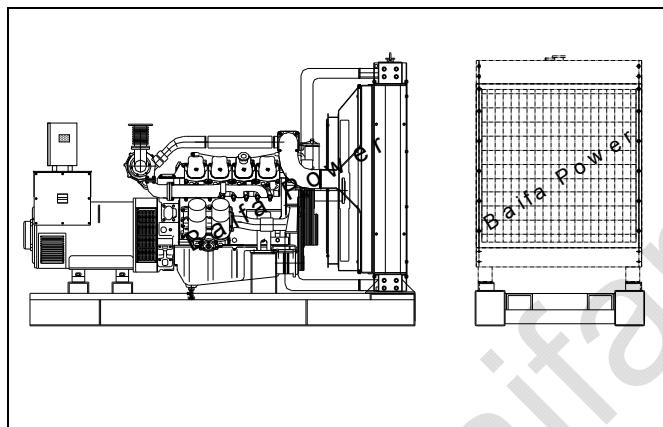
GENERATING SET DATA

Voltage Regulation:	≥±5%
Voltage Regulation, Stead State:	≤±1%
Sudden Voltage Warp (100% Sudden Reduce):	≤+25%
Sudden Voltage Warp (Sudden Increase):	≤-20%
Voltage Stable Time (100% Sudden Reduce):	≤6S
Voltage Stable Time (Sudden Increase)	≤6S
Frequency Reduce:	≤5% Adjustable
Frequency Waving:	≤0.5%
Sudden Frequency Warp (100% Sudden Reduce):	≤+12%
Sudden Frequency Warp (Sudden Increase):	≤-10%
Frequency Recovery Time (100% Sudden Reduce):	≤5S
Frequency Recovery Time (Sudden Increase):	≤5S

Options

Engine	Fuel System	Control System
<ul style="list-style-type: none"> ● Heater 2KW & 4KW ● Battery Charger 3.5A & 7A 	<ul style="list-style-type: none"> ● Daily Fuel Tank ● Water Separator ● Fuel Level Sensor 	<ul style="list-style-type: none"> ● Remote Control Panel ● Auto Transfer Switch (ATS) ● Paralleling System
Alternator	Others	Data
<ul style="list-style-type: none"> ● Anti Condensation Heater ● Permanent Magnet Generator (PMG) ● Drop CT (For Paralleling) 	<ul style="list-style-type: none"> ● Rainproof Type ● Soundproof Type ● Trailer Type 	<ul style="list-style-type: none"> ● Engine Parts Drawing List ● Spare Parts

Dimension & Weight

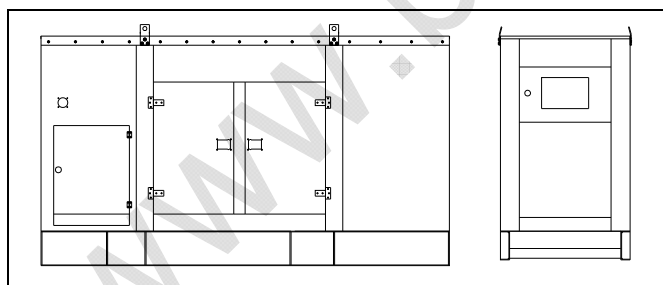


Standard Configuration (Open Type)

Overall Size: 3450 (mm) × 1390 (mm) × 1820 (mm)
Weight: 4200kg

With Base Fuel Tank


Overall Size: 3450 (mm) × 1390 (mm) × 1950 (mm)
Weight: 4250kg



Soundproof Type

Overall Size: 5030 (mm) × 1660 (mm) × 2250 (mm)
Weight: 5700kg

Standard Control Panel



Baifa Standard Control Panel uses micro processing technique integrating digital, intelligent and network techniques which can carry out functions including auto start/stop, data measure, alarming and communication to PC with RS485 port. The controller uses LCD display, optional Chinese and English display interface with operation easy and reliable. It can be widely used in all types of generator automatic control system for compact structure, advanced circuits, simple connections and high reliability.

Auto Module Control Panel



Auto Module Control Panel is the configuration for nobody on duty controlling generators. This kind of panel adopts auto module control system, with large LCD display to show the menu.

Features: MRS10-can receive remote output signal from ATS and realize auto start and stop of generators.

MRS16-can realize all functions of MRS10, add RS232 interface which can communicate with PC to realize remote operation.

AMF25-Auto Mains Failure controller, can realize all functions of MRS16, furthermore can detect ATS and control directly.

Auto Parallel Control Panel



Automatic Parallel Control Panel This new automatic parallel system adopts intelligent modules, inserted and folded installed, no need the peripheral relay and logic circuit. The main switch adopts electronic breaker or frame breaker, combined together with the generator, which is very reliable. One generator, one panel. The panel can be used both for singly and parallel. It is only need to parallel generator with such panel when the capability needs to be enlarged in the future.